

# Technical Analysis Work



2018-04-07 19:42:52

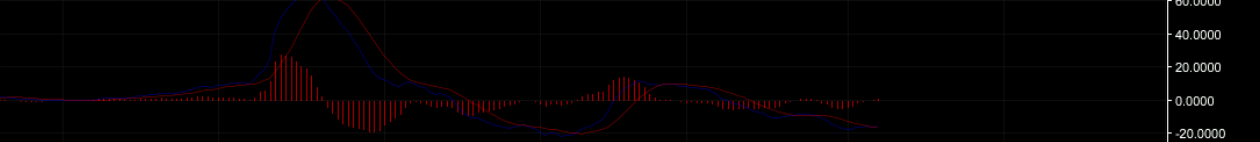
# Global Digital Asset Exchange - LTC/USD (D)

O: 112.94000000 H: 119.59000000 L: 112.68000000 C: 117.21000000

Volume (true, 20)  
MA (50, close, 0)  
MA (100, close, 0)  
MA (200, close, 0)  
BB (20, 2)



MACD (12, 26, close, 9)



RSI (14)



charts by TradingView

2018-10-14 14:08:40

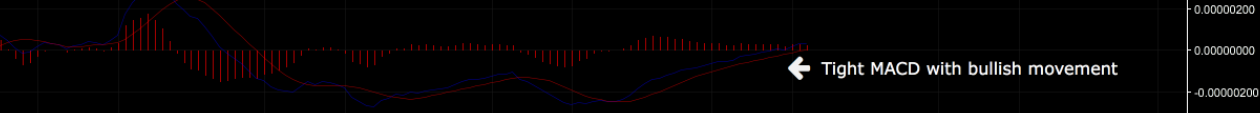
# Binance - BAT/BTC (D)

O: 0.00002834 H: 0.00002842 L: 0.00002705 C: 0.00002777

Volume (true, 20)  
MA (50, close, 0)  
MA (100, close, 0)  
MA (200, close, 0)



MACD (12, 26, close, 9)



RVGI (10)



charts by TradingView

2018-10-19 01:40:04

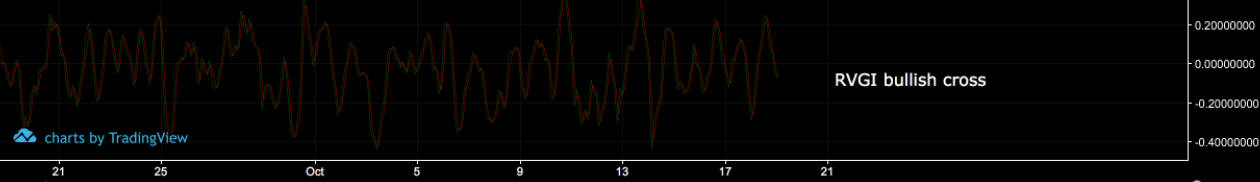
# Binance - SNM/BTC (60)

O: 0.00000848 H: 0.00000851 L: 0.00000847 C: 0.00000847

Volume (true, 20)  
MA (50, close, 0)  
MA (100, close, 0)  
MA (200, close, 0)



RVGI (10)



charts by TradingView

